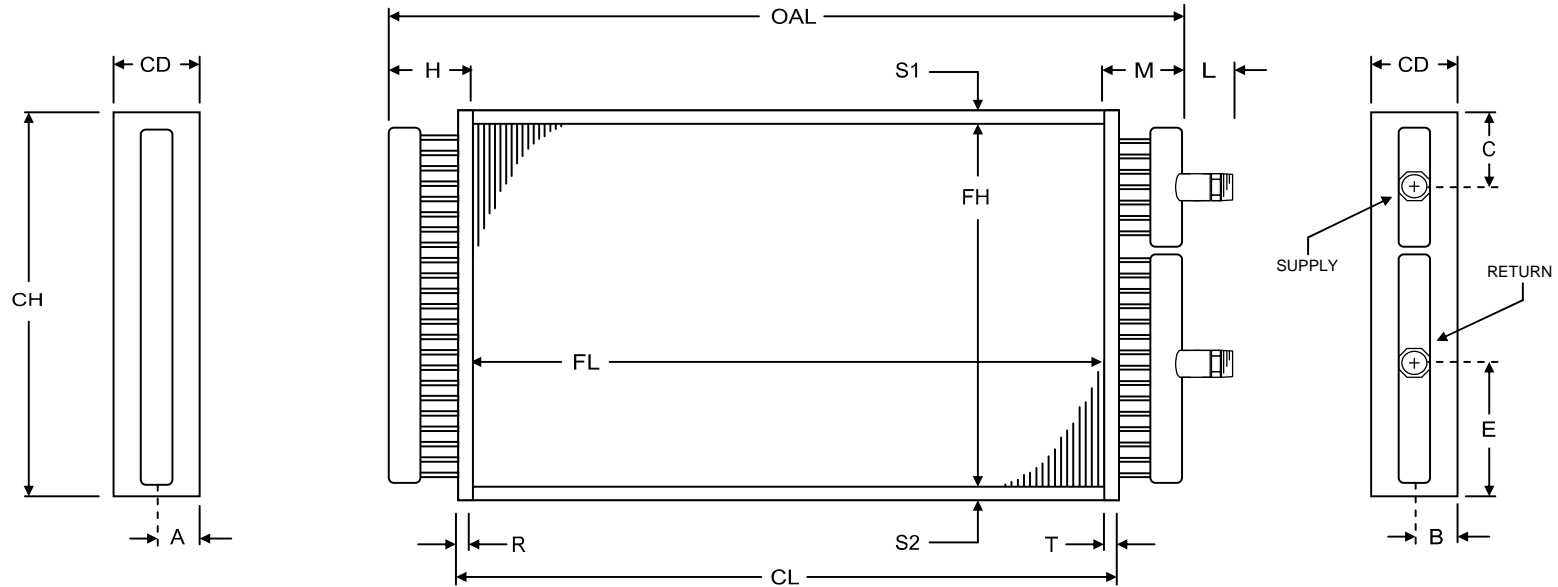





Technician:		Date:		Revision Description		Rev. Date	REV
-------------	--	-------	--	----------------------	--	-----------	-----



Design Specifications											Material		
#	Tag #	Qty	Type	FH	FL	Tube Size	Rows	FPI	Casing	Hand	Connections	Supply	Return
1											Manifolds		
Technician Initials:											Fins		
											Tube Wall		

Dimensional Data													Vents								
#	Connection Locations						CH	CL	CD	OAL	L	M	H	Flanges				Cap	1/8"		
	A	B	C	D	E	F								R	S1	S2	T				
1							0.00	0.00	0.00										Face	1/4"	
Tech.																			Side	1/2"	

Company:		Work Order #:		Date:		Circuits:	
Dwg #:		Model #:		OEM:		Notes:	
Dwg By:		Approved By:		PO #:			
Project:		Contact:		Rev:			

This Drawing is Property of Rahn Industries, Inc. Do not duplicate or alter without prior consent of Rahn Industries, Inc. \*All Dimensions are in inches.

**DRAWING 1 OF 1**