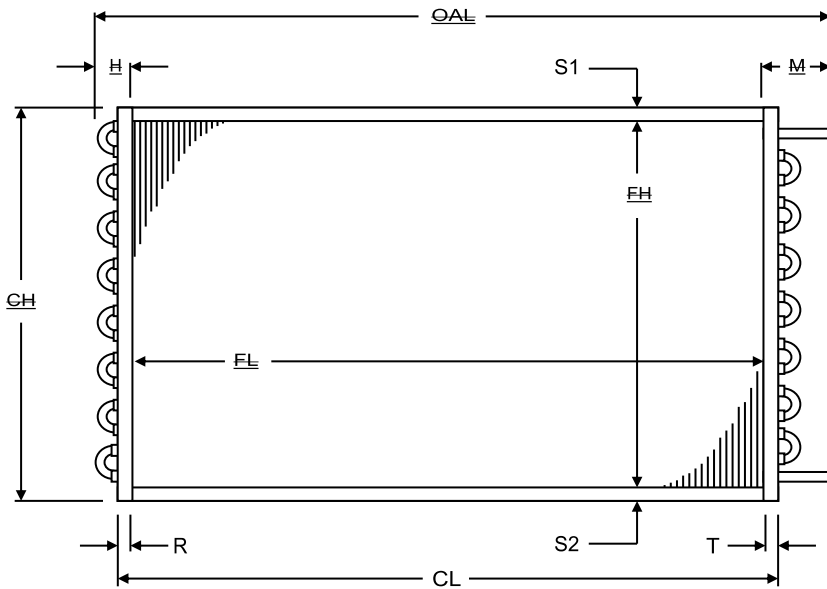
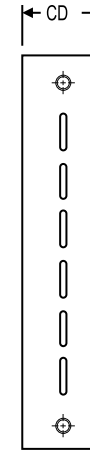


Technician:	Date:	Revision Description	Rev. Date	REV
-------------	-------	----------------------	-----------	-----



1 ROW 1 CIR






Design Specifications

Material

Tag No.	Qty	Type	FH	FL	Tube Size	Rows	FPI	Circuits	Hand	Connections	Supply	3/4" MPT	Return	3/4" MPT
	1	HW	30.25	30.00	5/8	1	10	1		Manifolds	Supply		Return	
In-Process Inspection Verified:											Tube Wall	0.02		
											Fins	.006 Aluminum		
											Casing	0.02		

Dimensional Data

Vents

No.	Connection Locations						CH	CL	CD	OAL	L	M	H	Flanges				Cap	1/8"	
	A	B	C	D	E	F								R	S1	S2	T			
							33.25	33.00	5.00	38.00		6.00	2.00	1.50	1.50	1.50	1.50	Face	1/4"	
Tech.																		Side	1/2"	

Company:	La Jolla Bneach & Tennis Club	Work Order #:	Q20140-1	Date:	20-Jan-12	Notes:
Dwg #:	CHW30-30-1-10-1B	Model #:		OEM:		
Dwg By:	cm	Approved By:		PO #:		
Project:		Contact:		Rev:		

This Drawing is Property of Rahn Industries, Inc. Do not duplicate or alter without prior consent of Rahn Industries, Inc. *All Dimensions are in inches.

DRAWING 1 OF 1

All Tolerances are + / - 0.062