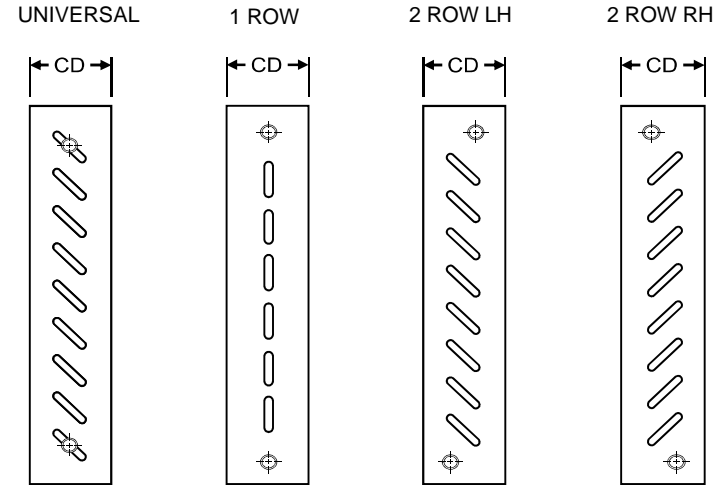
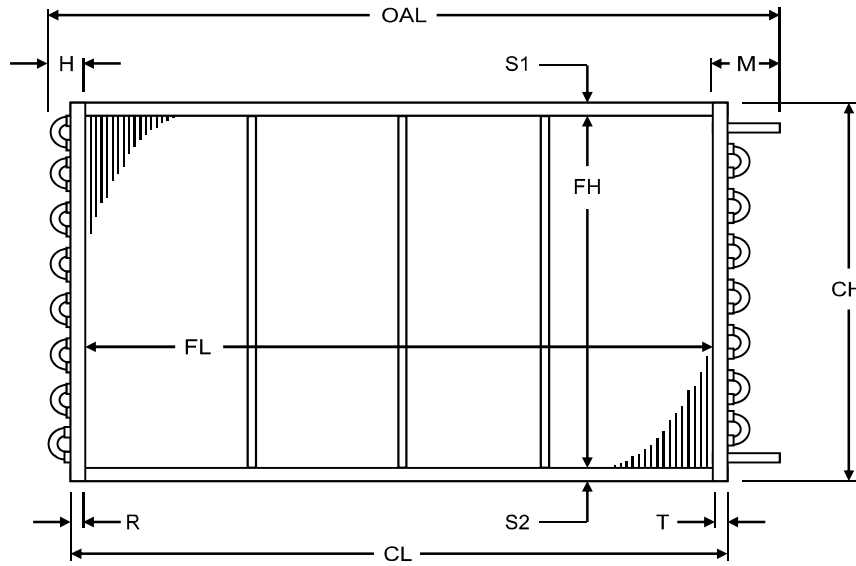


Technician:	Date:	Revision Description	Rev. Date	REV
-------------	-------	----------------------	-----------	-----



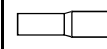
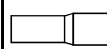

Design Specifications

Material

Tag No.	Qty	Type	FH	FL	Tube Size	Rows	FPI	Circuits	Hand	Connections	Hot Gas	Liquid
										Manifolds	Hot Gas	Liquid
										Tube Wall		
										Fins		
										Casing		
In-Process Inspection Verified:												

Dimensional Data

Check Valves

No.	Connection Locations						CH	CL	CD	OAL	L	M	H	Flanges				1/2" ODS	
	A	B	C	D	E	F								R	S1	S2	T		
							0.00	0.00	0.00									5/8" ODS	
Tech.																		7/8" ODS	

Company:	Work Order #:	Date:	Notes:
Dwg #:	Model #:	OEM:	
Dwg By:	Approved By:	PO #:	
Project:	Contact:	Rev:	
This Drawing is Property of Rahn Industries, Inc. Do not duplicate or alter without prior consent of Rahn Industries, Inc. *All Dimensions are in inches.		DRAWING	1 OF 1

All Tolerances are +/- 0.062