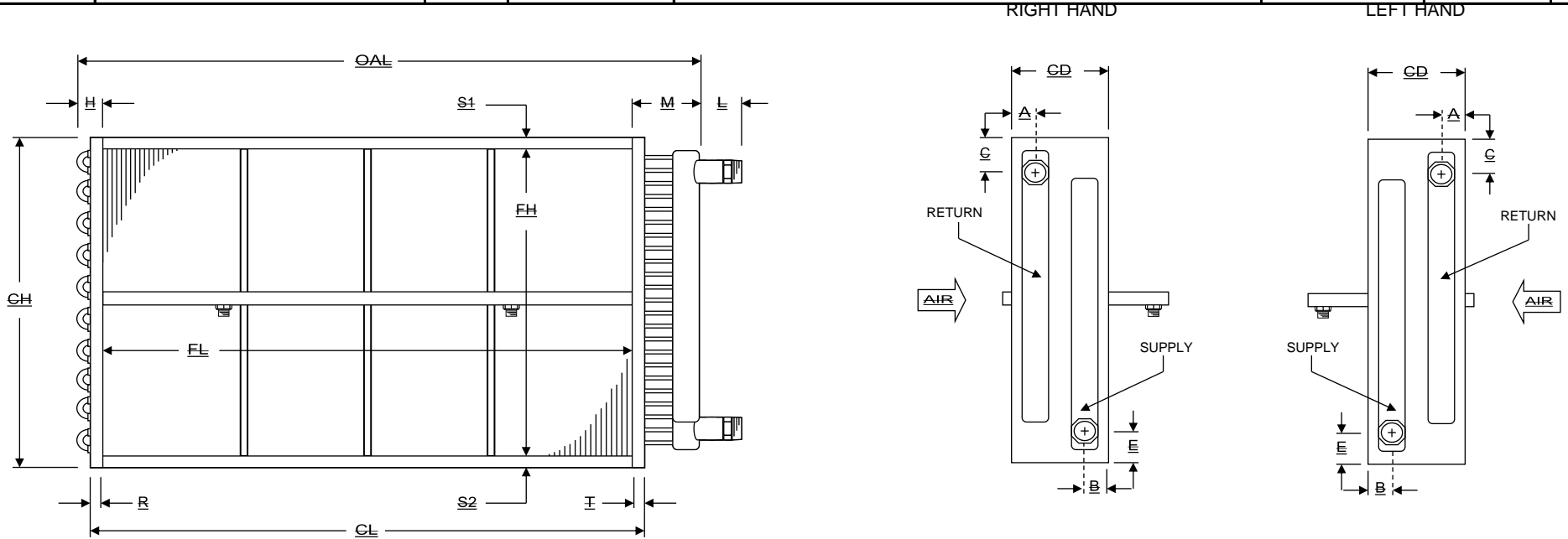





Technician:	Date:	Revision Description	Rev. Date	REV
-------------	-------	----------------------	-----------	-----



Design Specifications										Material			
Tag No.	Qty	Type	FH	FL	Tube Size	Rows	FPI	Circuits	Hand	Connections	Supply	Return	Return
In-Process Inspection Verified:											Manifolds	Supply	Return
											Tube Wall		
											Fins		
											Casing		

Dimensional Data													Vents							
Connection Locations													Flanges							
No.	A	B	C	D	E	F	CH	CL	CD	OAL	L	M	H	R	S1	S2	T	Cap	1/8"	
							0.00	0.00		0.00								Face	1/4"	
Tech.																		Side	1/2"	

Company:	Work Order #:	Date:	Notes:	
Dwg #:	Model #:	OEM:		
Dwg By:	Approved By:	PO #:		
Project:	Contact:	Rev:		

This Drawing is Property of Rahn Industries, Inc. Do not duplicate or alter without prior consent of Rahn Industries, Inc. *All Dimensions are in inches.

DRAWING 1 OF 1

All Tolerances are + / - 0.062